

CHIUSINI in ghisa lamellare perlitica

16 luglio 2018

Codice Montini	Codice	Misure Esterne	Foro Interno	U/M	Peso	Prezzo €/cad.	con IVA 1,22	Prezzo €/kg	con scritta
----------------	--------	----------------	--------------	-----	------	---------------	--------------	-------------	-------------

Chiusini classe D 400 UNI UN 124				TRAFIC						
M141075	0360015	mm 750x750	mm Ø 600	cad.	93	122,98	150,04	1,322	Fogn.	Acqued.
M142075	0360016	mm Ø 750	mm Ø 600	cad.	81	113,42	138,38	1,400	Fogn.	Acqued.
				ISPEZIONE TECNO						
M1410/40	16000	mm 400x400	mm 300x300	cad.	29	42,38	51,71	1,461		
M1410/50	0360028	mm 500x500	mm 400x400	cad.	43	69,05	84,24	1,606		
M1410/60	0360029	mm 600x600	mm 500x500	cad.	64	105,60	128,84	1,650		
M1410/70	0360030	mm 700x700	mm 600x600	cad.	80	126,12	153,87	1,577	ENEL	Telecom
M1410/80	0360032	mm 810x810	mm 690x690	cad.	142	200,28	244,34	1,410		
M1410/90	0360033	mm 910x910	mm 790x790	cad.	179	274,26	334,59	1,532		
M1430/80	0360040	mm 800x600	mm 685x500	cad.	87	127,03	154,98	1,460	ENEL	

Chiusini classe C 250				ISPEZIONE TECNO						
M1310/30	0360050	mm 300x300	mm 200x200	cad.	13	19,66	23,98	1,512		
M1310/40	0360051	mm 400x400	mm 300x300	cad.	23	31,84	38,84	1,384	ENEL	Telecom
M1310/50	0360052	mm 500x500	mm 400x400	cad.	39	51,43	62,74	1,319	ENEL	Telecom
M1310/60	0360055	mm 600x600	mm 500x500	cad.	58	75,10	91,62	1,295	ENEL	Telecom
M1310/70	0360056	mm 700x700	mm 600x600	cad.	74	106,13	129,48	1,434	ENEL	Telecom

Chiusini classe B 125				ERMETICO						
2822/00	0360090	mm 200x200	mm 140x140	cad.	5	8,73	10,66	1,747		
2822/01	0360091	mm 300x300	mm 240x240	cad.	13	20,99	25,61	1,615		
2822/02	0360092	mm 400x400	mm 335x335	cad.	19	31,64	38,60	1,665	ENEL	Telecom
2822/03	0360093	mm 500x500	mm 390x390	cad.	32	51,35	62,65	1,605	ENEL	Telecom
2822/04	0360094	mm 600x600	mm 500x500	cad.	48	82,92	101,16	1,728	ENEL	Telecom
2822/05	0360095	mm 700x700	mm 600x600	cad.	73	121,62	148,38	1,666	ENEL	Telecom
2822/06	0360096	mm 800x800	mm 705x705	cad.	92	159,89	195,06	1,738		

Chiusini classe B 125				PARK						
2826/02	0360057	mm 300x300	mm 240x240	cad.	9	14,22	17,35	1,580		
2826/40	0360058	mm 400x400	mm 310x310	cad.	15	21,97	26,80	1,464	ENEL	Telecom
2826/04	0360060	mm 500x500	mm 440x440	cad.	26	40,41	49,30	1,554	ENEL	Telecom
2826/60	0360061	mm 600x600	mm 490x490	cad.	40	60,02	73,23	1,501	ENEL	Telecom
2826/70	0360062	mm 700x700	mm 600x600	cad.	56	86,73	105,81	1,549	ENEL	Telecom
2826/80	0360063	mm 800x800	mm 700x700	cad.	77	116,43	142,05	1,512		
2881/00	0360099	Chiave chiusini ispezione		cad.	1,5	5,15	6,28			
8300/04	0360098	Chiave chiusini TRAFIC		cad.	1,5	12,35	15,07			

Chiusini classe C 250				FLOOR						
2829/500	0360022	mm 500x500	mm 395x395	cad.	58	94,47	115,26	1,629		
2829/600	0360023	mm 600x600	mm 495x495	cad.	79	127,15	155,12	1,609		
2829/700	0360024	mm 700x700	mm 595x595	cad.	106	162,66	198,44	1,535		

2801/03	0360018	Idrante T 260/H200		cad.	79	27,27	33,27	0,345		
2802/02	0360019	Idrante Q 140/H190		cad.	79	12,29	14,99	0,156		

GRIGLIE in ghisa lamellare perlitica
16 luglio 2018

Codice Montini	Codice	Misure Esterne	Foro Interno	U/M	Peso	Prezzo €/cad.	con IVA 1,22
----------------	--------	----------------	--------------	-----	------	---------------	--------------

GRIGLIE classe D 400				AQVA Piana TECNO			
M2410/50	0360067	mm 500x500	mm 400x400	cad.	41	63,65	77,65
M2410/60	0360068	mm 600x600	mm 500x500	cad.	62	98,51	120,19
M2410/70	03600681	mm 700x700	mm 600x600	cad.	81	128,31	156,54

GRIGLIE classe C 250				AQVA Concava TECNO			
M2311/30		mm 300x300	mm 200x200	cad.	13	19,73	24,07
M2311/40	0360069	mm 400x400	mm 300x300	cad.	24	34,91	42,60
M2311/50	0360071	mm 500x500	mm 390x390	cad.	37	52,47	64,01
M2311/60	0360075	mm 600x600	mm 500x500	cad.	60	83,81	102,25
M2311/70		mm 700x700	mm 600x600	cad.	76	114,49	139,68

GRIGLIE classe C 250				AQVA Piana TECNO			
M2310/30	03600829	mm 300x300	mm 200x200	cad.	12	20,41	24,90
M2310/40	03600830	mm 400x400	mm 300x300	cad.	22	32,68	39,86
M2310/50	0360083	mm 500x500	mm 400x400	cad.	37	55,89	68,18
M2310/60	0360084	mm 600x600	mm 500x500	cad.	56	83,12	101,41
M2310/70	0360085	mm 700x700	mm 600x600	cad.	69	118,82	144,96

GRIGLIE classe C 250				APE CONCAVA			
2831/03	036016	mm 470x470	mm 330x330	cad.	35	53,47	65,24
2831/02	036017	mm 560x560	mm 380x380	cad.	52	84,51	103,10

Sifoni MOPLEN per griglie TECNO							
2880/20	03600758	mm 200x200 (AQC300 - AQP300 TECNO)		cad.	0,4	21,55	26,29
2880/30	03600759	mm 300x300 (AQC400 - AQP400 TECNO)		cad.	0,5	24,02	29,30
2880/39	03600761	mm 388x388 (AQC500 TECNO)		cad.	1,3	27,54	33,59
2880/41	03600762	mm 398x398 (AQP500 - AQP500/D400 TECNO)		cad.	1,3	28,31	34,54
2880/45	03600771	mm 448x448 (AQC550 - AQP550 TECNO))		cad.	2,0	34,24	41,77
2880/51	0360078	mm 498x498 (AQC600 - AQP600 TECNO))		cad.	2,2	38,21	46,62
2880/61	0360079	mm 598x598 (AQC700 - AQP700 TECNO)		cad.	3,2	71,79	87,58
2880/10	0360076	mm 350x350 (APE 470)		cad.	1,0	23,32	28,45
2880/11	0360077	mm 400x400 (APE 560/600)		cad.	2,0	26,14	31,90

GRIGLIE classe B 125				AQVA Light			
2820/31	036018	mm 300x300	mm 245x245	cad.	13	20,29	24,75
2820/41	036019	mm 400x400	mm 345x345	cad.	21	30,67	37,42

Sede: Via Marechiese n. 1056 47822 S. Ermeste Santarcangelo di R. (RN)
Tel. 0541-750155 Fax. 0541-758454








Succursale: Via Popilia n. 270 47900 Torre Pedrera (RN) - Tel. 0541-720287
Succursale: Via Tosca n. 11 47900 Rimini (RN) - Tel. 0541-770042
Succursale: Via Emilia Romagna n. 244 47841 Cattolica (RN) - Tel. 0541-951264

P.Iva/CF 00328010400 www.fratellianelli.com anelli@fratellianelli.com



CHIUSINI in ghisa SFEROIDALE

24 novembre 2020

Codice Montini	Codice	Misure mm Telaio	Luce mm Passaggio	U/M	Peso kg	Prezzo €/cad.	con IVA 1,22	Prezzo €/kg	Telaio H mm		
Chiusini classe D 400 UNI UN 124				ECOPER 850 T-Q							
S181085	0358003	850x850 Q	Ø 610	cad.	103	119,57	145,88	1,161	100		
S182085	0358004	Ø 850 T	Ø 610	cad.	95	111,98	136,61	1,179	100		
Chiusini classe D 400 UNI UN 124				COPERNICO							
S141085	0358001	850x850	Ø 610	cad.	67	151,00	184,21	2,254	100		
S142075	0358002	Ø 750	Ø 610	cad.	60	112,61	137,39	1,877	100		
S142085	0358000	Ø 850	Ø 610	cad.	61	118,53	144,60	1,943	100		
S141087		900x900	Ø 702	cad.	74	185,39	226,18	2,505	100		
Chiusini classe D400				ECLIPSE							
S141033		330x330	200x200	cad.	12	37,91	46,25	3,159	100		
S141040		400x400	300x300	cad.	21	47,69	58,18	2,271	100		
S141050	0358005	500x500	400x400	cad.	30	65,44	79,84	2,181	100		
S141060	0358006	600x600	500x500	cad.	42	95,66	116,70	2,278	100		
S141070	0358007	700x700	600x600	cad.	58	128,00	156,16	2,207	100		
S141080	0358008	800x800	700x700	cad.	78	174,19	212,51	2,233	100		
S141090	0358009	900x900	800x800	cad.	98	219,78	268,13	2,243	100		
S143070		700x500	600x400	cad.	42	117,70	143,59	2,802	100		
S143080		800x600	700x500	cad.	57	132,00	161,04	2,316	100		
Chiusini classe D400 Telecom				PITAGORA							
S145360	035801	705x740	600x600	cad.	80	218,66	266,76	2,733	101		
S1453/40		910x536	760x400	cad.	82	197,05	240,41	2,403	101		
S1453/80	0358011	830x956	700x800	cad.	110	285,91	348,81	2,599	101		
S1453/13	0358010	1358x750	1200x600	cad.	157	427,89	522,02	2,725	101		
S1453/70		1218x850	1060x700	cad.	173	455,17	555,31	2,631	101		
S145999	035807	Chiave per	PITAGORA	cad.		20,51	25,02				
Chiusini classe C 250				URBE							
S131030	0358013	300x300	200x200	cad.	8	16,67	20,34	2,084	32		
S131040	0358014	400x400	300x300	cad.	12	25,24	30,79	2,103	35		
S131050	0358015	500x500	400x400	cad.	21	43,60	53,19	2,076	40		
S131055	03580151	550x550	450x450	cad.	25	54,96	67,05	2,198	42		
S131060	0358016	600x600	500x500	cad.	30	64,67	78,90	2,156	45		
S131070	0358017	700x700	600x600	cad.	40	87,98	107,33	2,199	50		
S131080	0358018	800x800	700x700	cad.	58	121,91	148,73	2,102	51		
S1301090	0358019	900x900	800x800	cad.	92	190,22	232,07	2,068	68		
S133070	0358020	700x500	600x400	cad.	32	90,81	110,79	2,838	45		
S133080	0358021	800x600	700x500	cad.	43	103,20	125,90	2,400	45		
Chiusini classe B 125				SIGNUM							
S121030	0358023	300x300	200x200	cad.	7	15,02	18,32	2,145	30		
S121040	0358024	400x400	300x300	cad.	11	22,90	27,94	2,082	30		
S121050	0358025	500x500	400x400	cad.	17	37,05	45,20	2,179	32		
S121060	0358026	600x600	500x500	cad.	24	52,62	64,20	2,192	35		
S121070	0358027	700x700	600x600	cad.	33	75,69	92,34	2,294	40		

Sede: Via Marechiese n. 1056 47822 S. Ermete Santarcangelo di R. (RN)
Tel. 0541-750155 Fax. 0541-758454

Succursale: Via Popilia n. 270 47900 Torre Pedrera (RN) - Tel. 0541-720287
Succursale: Via Tosca n. 11 47900 Rimini (RN) - Tel. 0541-770042
Succursale: Via Emilia Romagna n. 244 47841 Cattolica (RN) - Tel 0541-951264

P.Iva/CF 00328010400 www.fratellianelli.com anelli@fratellianelli.com



GRIGLIE in ghisa SFEROIDALE

1 marzo 2019

Codice Montini	Codice	Misure mm Telaio	Luce mm Passaggio	U/M	Peso kg	Prezzo €/cad.	con IVA 1,22	Prezzo €/kg	Telaio H mm
----------------	--------	------------------	-------------------	-----	---------	---------------	--------------	-------------	-------------

Griglie classe D 400			PLUVIA						
S241050	0358065	500x500	400x400	cad.	29	68,02	82,98	2,346	100
S241060	0358066	600x600	500x500	cad.	41	98,70	120,42	2,407	100
S241070	0358067	700x700	600x600	cad.	54	126,62	154,48	2,345	100



Griglie classe D 400			LISA						
S242075	LISA 750 T	Ø 750	Ø 610	cad.	57	134,51	164,10	2,360	100
S241085	LISA 850 Q	850x850	Ø 610	cad.	64	151,73	185,11	2,371	100
S241087	LISA 900 Q	900x900	Ø 702	cad.	75	186,63	227,68	2,488	100



Griglie classe D 400			PLUVIA T						
S245060	PLUVIA T	mm 600x572	484x484	cad.	56	148,30	180,93	2,648	100



Griglie classe C 250			PLUVIA CONCAVA						
S231140	0358054	400x400	300x300	cad.	14	31,57	38,52	2,255	45
S231150	0358055	500x500	400x400	cad.	19	45,89	55,99	2,415	55
S231155	0358056	550x550	450x450	cad.	26	61,11	74,55	2,350	60
S231160	0358057	600x600	500x500	cad.	31	74,73	91,17	2,411	65
S231170	0358058	700x700	600x600	cad.	45	100,28	122,35	2,229	65



Griglie classe C 250			APE CONCAVA						
S231240	0358104	400x400	300x300	cad.	14	34,09	41,59	2,435	45
S231250	0358105	490x490	390x390	cad.	21	49,70	60,64	2,367	65
S231260	0358106	590x590	490x490	cad.	32	79,14	96,55	2,473	65



Griglie classe B 125			PLUVIA LIGHT						
S221030	0358113	300x300	202x202	cad.	7	17,28	21,08	2,468	30
S221040	0358114	400x400	302x302	cad.	10	26,43	32,24	2,643	30



Sifoni MOPLEN per griglie							
S288030		300x300	PLC400	cad.	0,5	22,22	27,11
S288039		390x390	PLC500-PL500		1,1	27,35	33,37
S288045		440x440	PLC550		1,5	35,57	43,40
S288051		490x490	PLC600-PL600		1,6	38,79	47,32
S288070		600x600	PL700		2,0	84,99	103,68

