

Sede: Via Marechiese n. 1056 47822 S. Erm ete Santarcangelo di R. (RN)  
Tel. 0541-750155 Fax. 0541-758454







Succursale: Via Popilia n. 270 47900 Torre Pedrera (RN) - Tel. 0541-720287  
Succursale: Via Tosca n. 11 47900 Rimini (RN) - Tel. 0541-770042  
Succursale: Via Emilia Romagna n. 244 47841 Cattolica (RN) - Tel. 0541-951264

P.Iva/CF 00328010400 [www.fratellianelli.com](http://www.fratellianelli.com) [anelli@fratellianelli.com](mailto:anelli@fratellianelli.com)



# CHIUSINI in ghisa SFEROIDALE

**16 ottobre 2017**

Codice Montini	Codice	Misure mm Telaio	Luce mm Passaggio	U/M	Peso kg	Prezzo €/cad.	con IVA 1,22	Prezzo €/kg	Telaio H mm		
<b>Chiusini classe F 900 UNI UN 124</b>				<b>COPERNICO TOP</b>							
S161085	0358003	850x850	Ø 610	cad.	103	259,27	316,31	2,517	100		
S162085	0358004	Ø 850	Ø 610	cad.	95	248,75	303,47	2,618	100		
<b>Chiusini classe E 600 UNI UN 124</b>				<b>COPERNICO MAX</b>							
S151085		850x850	Ø 610	cad.	94	199,27	243,10	2,120	100		
S152085		Ø 850	Ø 610	cad.	86	185,35	226,13	2,155	100		
<b>Chiusini classe D 400 UNI UN 124</b>				<b>COPERNICO</b>							
S141085	0358001	850x850	Ø 610	cad.	67	119,60	145,91	1,785	100		
S142075	0358002	Ø 750	Ø 610	cad.	60	107,17	130,75	1,786	100		
S142085	035800	Ø 850	Ø 610	cad.	61	112,80	137,62	1,849	100		
S141087		900x900	Ø 702	cad.	74	168,54	205,62	2,278	100		
<b>Chiusini classe D400</b>				<b>ECLIPSE</b>							
S141033		330x330	200x200	cad.	12	36,08	44,02	3,007	100		
S141050	0358005	500x500	400x400	cad.	30	62,28	75,98	2,076	100		
S141060	0358006	600x600	500x500	cad.	42	91,05	111,08	2,168	100		
S141070	0358007	700x700	600x600	cad.	58	118,49	144,56	2,043	100		
S141080	0358008	800x800	700x700	cad.	78	161,25	196,73	2,067	100		
S141090	0358009	900x900	800x800	cad.	98	203,45	248,21	2,076	100		
S143070		700x500	600x400	cad.	42	112,04	136,68	2,668	100		
S143080		800x600	700x500	cad.	57	122,19	149,08	2,144	100		
<b>Chiusini classe D400 Telecom</b>				<b>PITAGORA</b>							
S145360	035801	705x740	600x600	cad.	80	208,14	253,93	2,602	101		
S1453/40		910x536	760x400	cad.	82	187,56	228,82	2,287	101		
S1453/80	0358011	830x956	700x800	cad.	110	272,28	332,18	2,475	101		
S1453/13	0358010	1358x750	1200x600	cad.	157	407,30	496,91	2,594	101		
S1453/70		1218x850	1060x700	cad.	173	433,27	528,58	2,504	101		
S145999	035807	Chiave per	PITAGORA	cad.		19,54	23,83				
<b>Chiusini classe C 250</b>				<b>URBE</b>							
S131030	0358013	300x300	200x200	cad.	8	15,87	19,36	1,984	32		
S131040	0358014	400x400	300x300	cad.	12	24,02	29,30	2,002	35		
S131050	0358015	500x500	400x400	cad.	21	41,49	50,62	1,976	40		
S131055	03580151	550x550	450x450	cad.	25	52,31	63,82	2,092	42		
S131060	0358016	600x600	500x500	cad.	30	61,56	75,10	2,052	45		
S131070	0388017	700x700	600x600	cad.	40	81,44	99,36	2,036	50		
S131080	03880170	800x800	700x700	cad.	58	112,85	137,68	1,946	51		
S1301090		900x900	800x800	cad.	92	181,04	220,87	1,968	68		
S133070	03880171	700x500	600x400	cad.	32	86,44	105,46	2,701	45		
S133080	03880171	800x600	700x500	cad.	43	98,23	119,84	2,284	45		
<b>Chiusini classe B 125</b>				<b>SIGNUM</b>							
S121030	0358023	300x300	200x200	cad.	7	14,57	17,77	2,081	30		
S121040	0358024	400x400	300x300	cad.	11	22,22	27,10	2,020	30		
S121050	0358025	500x500	400x400	cad.	17	35,93	43,84	2,114	32		
S121060	0358026	600x600	500x500	cad.	24	51,04	62,27	2,127	35		
S121070	0358027	700x700	600x600	cad.	33	73,42	89,57	2,225	40		

Sede: Via Marecchiese n. 1056 47822 S. Ermete Santarcangelo di R. (RN)  
Tel. 0541-750155 Fax. 0541-758454

Succursale: Via Popilia n. 270 47900 Torre Pedrera (RN) - Tel. 0541-720287  
Succursale: Via Tosca n. 11 47900 Rimini (RN) - Tel. 0541-770042  
Succursale: Via Emilia Romagna n. 244 47841 Cattolica (RN) - Tel 0541-951264

P.Iva/CF 00328010400 [www.fratellianelli.com](http://www.fratellianelli.com) [anelli@fratellianelli.com](mailto:anelli@fratellianelli.com)



## GRIGLIE in ghisa SFEROIDALE

**16 ottobre 2017**

Codice Montini	Codice	Misure mm Telaio	Luce mm Passaggio	U/M	Peso kg	Prezzo €/cad.	con IVA 1,22	Prezzo €/kg	Telaio H mm
----------------	--------	------------------	-------------------	-----	---------	---------------	--------------	-------------	-------------

**Griglie classe D 400**
**PLUVIA**

S241050	0358065	500x500	400x400	cad.	29	64,74	78,98	2,232	100
S241060	0358066	600x600	500x500	cad.	41	93,95	114,62	2,292	100
S241070	0358067	700x700	600x600	cad.	54	120,52	147,03	2,232	100


**Griglie classe D 400**
**LISA**

S242075	LISA 750 T	Ø 750	Ø 610	cad.	57	124,51	151,91	2,184	100
S241085	LISA 850 Q	850x850	Ø 610	cad.	64	140,46	171,36	2,195	100
S241087	LISA 900 Q	900x900	Ø 702	cad.	75	177,64	216,73	2,369	100


**Griglie classe D 400**
**PLUVIA T**

S245060	PLUVIA T	mm 600x572	484x484	cad.	56	141,17	172,22	2,521	100
---------	----------	------------	---------	------	----	--------	--------	-------	-----


**Griglie classe C 250**
**PLUVIA CONCAVA**

S231140	0358054	400x400	300x300	cad.	14	30,05	36,67	2,147	45
S231150	0358055	500x500	400x400	cad.	19	43,68	53,29	2,299	55
S231155	0358056	550x550	450x450	cad.	26	58,16	70,96	2,237	60
S231160	0358057	600x600	500x500	cad.	31	71,13	86,78	2,294	65
S231170	0358058	700x700	600x600	cad.	45	95,45	116,45	2,121	65


**Griglie classe C 250**
**APE CONCAVA**

S231240	0358104	400x400	300x300	cad.	14	32,45	39,59	2,318	45
S231250	0358105	490x490	390x390	cad.	21	47,31	57,72	2,253	65
S231260	0358106	590x590	490x490	cad.	32	75,33	91,90	2,354	65


**Griglie classe B 125**
**PLUVIA LIGHT**

S221030	0358113	300x300	202x202	cad.	7	16,44	20,06	2,349	30
S221040	0358114	400x400	302x302	cad.	10	25,15	30,69	2,515	30


**Sifoni MOPLEN per griglie**

S288030		300x300	PLC400	cad.	0,5	21,16	25,82		
S288039		390x390	PLC500-PL500		1,1	26,05	31,78		
S288045		440x440	PLC550		1,5	33,98	41,46		
S288051		490x490	PLC600-PL600		1,6	36,94	45,07		
S288070		600x600	PL700		2,0	80,94	98,74		



**CHIUSINI in ghisa lamellare perlitica**
**16 luglio 2018**

Codice Montini	Codice	Misure Esterne	Foro Interno	U/M	Peso	Prezzo €/cad.	con IVA 1,22	Prezzo €/kg	con scritta
----------------	--------	----------------	--------------	-----	------	---------------	--------------	-------------	-------------

**Chiusini classe D 400 UNI UN 124**
**TRAFIC**

M141075	0360015	mm 750x750	mm Ø 600	cad.	93	122,98	150,04	1,322	Fogn.	Acqued.
M142075	0360016	mm Ø 750	mm Ø 600	cad.	81	113,42	138,38	1,400	Fogn.	Acqued.

**ISPEZIONE TECNO**

M1410/40	16000	mm 400x400	mm 300x300	cad.	29	42,38	51,71	1,461		
M1410/50	0360028	mm 500x500	mm 400x400	cad.	43	69,05	84,24	1,606		
M1410/60	0360029	mm 600x600	mm 500x500	cad.	64	105,60	128,84	1,650		
M1410/70	0360030	mm 700x700	mm 600x600	cad.	80	126,12	153,87	1,577	ENEL	Telecom
M1410/80	0360032	mm 810x810	mm 690x690	cad.	142	200,28	244,34	1,410		
M1410/90	0360033	mm 910x910	mm 790x790	cad.	179	274,26	334,59	1,532		
M1430/80	0360040	mm 800x600	mm 685x500	cad.	87	127,03	154,98	1,460	ENEL	

**Chiusini classe C 250**
**ISPEZIONE TECNO**

M1310/30	0360050	mm 300x300	mm 200x200	cad.	13	19,66	23,98	1,512		
M1310/40	0360051	mm 400x400	mm 300x300	cad.	23	31,84	38,84	1,384	ENEL	Telecom
M1310/50	0360052	mm 500x500	mm 400x400	cad.	39	51,43	62,74	1,319	ENEL	Telecom
M1310/60	0360055	mm 600x600	mm 500x500	cad.	58	75,10	91,62	1,295	ENEL	Telecom
M1310/70	0360056	mm 700x700	mm 600x600	cad.	74	106,13	129,48	1,434	ENEL	Telecom

**Chiusini classe B 125**
**ERMETICO**

2822/00	0360090	mm 200x200	mm 140x140	cad.	5	8,73	10,66	1,747		
2822/01	0360091	mm 300x300	mm 240x240	cad.	13	20,99	25,61	1,615		
2822/02	0360092	mm 400x400	mm 335x335	cad.	19	31,64	38,60	1,665	ENEL	Telecom
2822/03	0360093	mm 500x500	mm 390x390	cad.	32	51,35	62,65	1,605	ENEL	Telecom
2822/04	0360094	mm 600x600	mm 500x500	cad.	48	82,92	101,16	1,728	ENEL	Telecom
2822/05	0360095	mm 700x700	mm 600x600	cad.	73	121,62	148,38	1,666	ENEL	Telecom
2822/06	0360096	mm 800x800	mm 705x705	cad.	92	159,89	195,06	1,738		

**Chiusini classe B 125**
**PARK**

2826/02	0360057	mm 300x300	mm 240x240	cad.	9	14,22	17,35	1,580		
2826/40	0360058	mm 400x400	mm 310x310	cad.	15	21,97	26,80	1,464	ENEL	Telecom
2826/04	0360060	mm 500x500	mm 440x440	cad.	26	40,41	49,30	1,554	ENEL	Telecom
2826/60	0360061	mm 600x600	mm 490x490	cad.	40	60,02	73,23	1,501	ENEL	Telecom
2826/70	0360062	mm 700x700	mm 600x600	cad.	56	86,73	105,81	1,549	ENEL	Telecom
2826/80	0360063	mm 800x800	mm 700x700	cad.	77	116,43	142,05	1,512		
2881/00	0360099	Chiave chiusini ispezione		cad.	1,5	5,15	6,28			
8300/04	0360098	Chiave chiusini TRAFIC		cad.	1,5	12,35	15,07			

**Chiusini classe C 250**
**FLOOR**

2829/500	0360022	mm 500x500	mm 395x395	cad.	58	94,47	115,26	1,629		
2829/600	0360023	mm 600x600	mm 495x495	cad.	79	127,15	155,12	1,609		
2829/700	0360024	mm 700x700	mm 595x595	cad.	106	162,66	198,44	1,535		

2801/03	0360018	Idrante T 260/H200		cad.	79	27,27	33,27	0,345		
2802/02	0360019	Idrante Q 140/H190		cad.	79	12,29	14,99	0,156		

**GRIGLIE in ghisa lamellare perlitica**
**16 luglio 2018**

Codice Montini	Codice	Misure Esterne	Foro Interno	U/M	Peso	Prezzo €/cad.	con IVA 1,22
----------------	--------	----------------	--------------	-----	------	---------------	--------------

GRIGLIE classe D 400				AQVA Piana TECNO			
M2410/50	0360067	mm 500x500	mm 400x400	cad.	41	<b>63,65</b>	77,65
M2410/60	0360068	mm 600x600	mm 500x500	cad.	62	<b>98,51</b>	120,19
M2410/70	03600681	mm 700x700	mm 600x600	cad.	81	<b>128,31</b>	156,54

GRIGLIE classe C 250				AQVA Concava TECNO			
M2311/30		mm 300x300	mm 200x200	cad.	13	<b>19,73</b>	24,07
M2311/40	0360069	mm 400x400	mm 300x300	cad.	24	<b>34,91</b>	42,60
M2311/50	0360071	mm 500x500	mm 390x390	cad.	37	<b>52,47</b>	64,01
M2311/60	0360075	mm 600x600	mm 500x500	cad.	60	<b>83,81</b>	102,25
M2311/70		mm 700x700	mm 600x600	cad.	76	<b>114,49</b>	139,68

GRIGLIE classe C 250				AQVA Piana TECNO			
M2310/30	03600829	mm 300x300	mm 200x200	cad.	12	<b>20,41</b>	24,90
M2310/40	03600830	mm 400x400	mm 300x300	cad.	22	<b>32,68</b>	39,86
M2310/50	0360083	mm 500x500	mm 400x400	cad.	37	<b>55,89</b>	68,18
M2310/60	0360084	mm 600x600	mm 500x500	cad.	56	<b>83,12</b>	101,41
M2310/70	0360085	mm 700x700	mm 600x600	cad.	69	<b>118,82</b>	144,96

GRIGLIE classe C 250				APE CONCAVA			
2831/03	036016	mm 470x470	mm 330x330	cad.	35	<b>53,47</b>	65,24
2831/02	036017	mm 560x560	mm 380x380	cad.	52	<b>84,51</b>	103,10

Sifoni MOPLEN per griglie TECNO							
2880/20	03600758	mm 200x200 (AQC300 - AQP300 TECNO)		cad.	0,4	<b>21,55</b>	26,29
2880/30	03600759	mm 300x300 (AQC400 - AQP400 TECNO)		cad.	0,5	<b>24,02</b>	29,30
2880/39	03600761	mm 388x388 (AQC500 TECNO)		cad.	1,3	<b>27,54</b>	33,59
2880/41	03600762	mm 398x398 (AQP500 - AQP500/D400 TECNO)		cad.	1,3	<b>28,31</b>	34,54
2880/45	03600771	mm 448x448 (AQC550 - AQP550 TECNO))		cad.	2,0	<b>34,24</b>	41,77
2880/51	0360078	mm 498x498 (AQC600 - AQP600 TECNO))		cad.	2,2	<b>38,21</b>	46,62
2880/61	0360079	mm 598x598 (AQC700 - AQP700 TECNO)		cad.	3,2	<b>71,79</b>	87,58
2880/10	0360076	mm 350x350 (APE 470)		cad.	1,0	<b>23,32</b>	28,45
2880/11	0360077	mm 400x400 (APE 560/600)		cad.	2,0	<b>26,14</b>	31,90

GRIGLIE classe B 125				AQVA Light			
2820/31	036018	mm 300x300	mm 245x245	cad.	13	<b>20,29</b>	24,75
2820/41	036019	mm 400x400	mm 345x345	cad.	21	<b>30,67</b>	37,42